




# Shaping the Way We Teach English:

Successful Practices Around the World







# Shaping the Way We Teach English: Successful Practices Around the World



**Leslie Opp-Beckman**  
**Sarah J. Klinghammer**  
**University of Oregon**

5212 University of Oregon  
Eugene, OR 97403-5212 USA

<http://www.uoregon.edu>  
e-mail: [aei@uoregon.edu](mailto:aei@uoregon.edu)

## **Office of English Language Programs**

United States Department of State  
Washington, DC 20547

<http://englishprograms.state.gov>  
e-mail: [english@state.gov](mailto:english@state.gov)



# Publication Information

## **Shaping the Way We Teach English: Successful Practices Around the World**

Authors: Leslie Opp-Beckman and Sarah Klinghammer, University of Oregon  
5212 University of Oregon  
Eugene, OR 97403-5212 USA  
<http://www.uoregon.edu>  
e-mail: [aei@uoregon.edu](mailto:aei@uoregon.edu)

Published by the Office of English Language Programs  
United States Department of State  
Washington, DC 20547  
2006

For information about the Office of English Language Programs and this product, use the Web site:  
<<http://englishprograms.state.gov>> rather than the Web site as shown on the video, DVD, and CD.

### **Acknowledgements**





A special thank you for videotaping support to US school districts and government agencies in Oregon, Virginia, and Washington, DC; and to overseas schools, training centers, Ministries, and US Embassies in Egypt, Costa Rica, and Thailand.



United States Department of State  
Washington, DC 20547  
<http://englishprograms.state.gov>

University of Oregon  
<http://www.uoregon.edu>

# Table of Contents

	Introduction	
	Introduction	7
	Approaches to Language Teaching: Foundations	
	Module 1: Contextualizing Language	11
	Module 2: Building Language Awareness	19
	Module 3: Integrating Skills	27
	Module 4: Pairwork / Groupwork	37
	Module 5: Learner Feedback	45
	Approaches to Language Teaching: Extension	
	Module 6: Managing Large Classes	57
	Module 7: Learning Strategies	67
	Module 8: Authentic Materials	73
	Module 9: Critical & Creative Thinking	85
	Module 10: Alternative Assessment	93
	Focus on the Learner	
	Module 11: Individual Learner Differences	103
	Module 12: Younger Learners (K-5)	111
	Teacher Development	
	Module 13: Peer Observations	121
	Module 14: Reflective Teaching	131
	Appendix	
	Appendix A, Additional Handouts	

# Introduction

**Welcome** to the teacher training series *Shaping the Way We Teach English: Successful Practices Around the World*. It is made up of 14 modules in a video format with a supporting manual and additional resources. The modules are structured in such a way that you can use them in order or one at a time, depending on your needs and interests.

## Goals for English as a Foreign Language (EFL) Educators

These introductory materials are designed for English as a Foreign Language (EFL) educators who share the following two goals:

- 1) To build an academic or “pedagogical” foundation in language teaching.
- 2) To improve language teaching classroom practices.

## Rationale

English teachers, trainers, and researchers have long recognized the value of not only reading about but actually observing experienced, effective teachers in the classroom as a form of professional development. However, professionally produced multimedia (video-based) English language teacher training materials have been in somewhat short supply. Historically, many of those that do exist have taken a “talking head” lecture approach and have not necessarily included examples from an EFL context.

*Shaping the Way We Teach English: Successful Practices Around the World* uses a constructivist, inquiry-based approach, giving viewers opportunities to adapt materials to their local context. It incorporates authentic classroom scenes and interviews with teachers from countries Costa Rica, Egypt, Thailand, and the United States.

## Contents of the Modules

At the heart of each module is a 10- to 15-minute video segment with examples from classrooms and educators around the world. Each module also has corresponding readings and support materials for you to print and copy.

In the video, you will have an opportunity to observe other teachers’ practices. Some of these examples are from primary level classes, while others are from secondary level and post-secondary level classes. A variety of teaching styles and cultures are reflected in these examples.

# Introduction

## Suggestions for Success Use of These Materials

Many factors can have an effect on the results that you obtain from using the video and manual resources, including:

- Your own personal reasons and motivation for using these materials.
- How closely the materials fit with current practices and the curriculum in your educational setting.
- The degree of flexibility and creativity that you bring to the task of making innovations and changes in your classroom practices; in other words, your willingness to experiment with and seriously try to use different ideas and techniques in your classroom.

The following suggestions can help increase your success with these materials:

**Use the pre-viewing materials, readings, and supporting resources.** We strongly recommend that you go through the pre-viewing activities, readings, and the supporting resources in the manual and on the disks before you view the video.

**Use the observation guides in the manual.** The manual provides observation guides and reflection questions for each module.

**View the video as many times as needed.** The video segments contain very rich examples of actual language classes. We encourage you to stop the video at any point to view it again or discuss what you see. This will help you interact more fully with the video materials and come away with a deeper understanding of each content area.

**Think flexibly.** As you observe other teachers in action and listen to their reflections on teaching, think as flexibly as possible. Look for answers to these questions:

- What new ideas does this classroom example offer me?
- How might I adapt this example to my students' language and age level? My curriculum and my institutional setting? My teaching style and my culture?

## Conclusion

We invite you to approach your interaction with these materials as a personal challenge to “think outside the box.” You can creatively “shape the way *you* teach English” as you experiment with ways you can adapt suggestions or techniques from the video to your own educational settings.